

"The Notebook"

Use this GREAT Tool to keep you focused on your goals and keeping track of your activity all in one place. Purchase a Spiral Notebook with 70 pages. Use this notebook for 4 months. TRY IT FOR 4 MONTHS AND LET US KNOW YOUR RESULTS



1. Gather up pictures of your goals and put on the front of the Spiral Notebook
2. Place (glue) a Court of Sales Tracking Sheet on the inside cover
3. Place (glue) a Court of Sharing Tracking sheet on the inside back cover
4. Place (glue) a Power Start Tracking sheet on the first page of your Spiral
5. In the top corner of the next 30 pages put a #1, #2 up to #30. 1/3rd of the way down each page draw a solid line. Number the pages ONLY on the front side up to #30.
6. This will leave about 10 pages in the middle for recruiting prospects names
7. On page 31 glue another Power Start Tracking Sheet & number 1-30 on the back of the first 30 pages. Again, 1/3rd of the way down each page draw a solid line. This is month 2 Power Start.
8. Then turn to the last page in the spiral and put another Power Start Tracking Sheet on the back of the last page of the spiral. Then number 1-30 (from the back) put another Power Start Tracking Sheet and number 1-30 (from middle of the spiral to the end). Draw a line across the page 1/3rd of the way down the page.

You will be able to track 120 customers and have a page to keep notes on each person. You will always have their #'s and all info with you, all in one book.

What to put on the Numbered Pages

1. First put a number from 1 to 30. This represents your 30 faces for the Power Start on the top 1/3rd of each page. The bottom 2/3rds becomes your datebook - ex: Page 1 is Sept. 1 and the 1st person you facial in the month—regardless of what day it is. See example page attached.
 2. Put the customers name and any information you need to keep you in touch with her needs.
 3. Ex: Name, what she likes, what products she used at the appointment.
 4. Have you interviewed her? Hostess?
 5. Have you invited her to be a model for you at a Success Meeting?
- (when you are finished ALL pages front and back should have names on them for your NOW NEW Customers)

What will this do for your business?


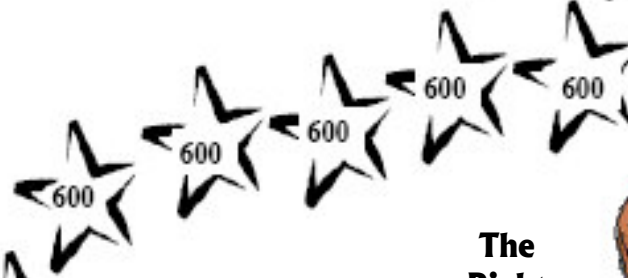

- 30 faces a month x's 4 months' = 120 new faces
- If each one orders a min \$100 a month that will be \$3000 in sales a month
- If you interview 1/2 each month, you should be doing 15 interviews and you will probably recruit 5. And then you could go On-Target for your car.
- AND, you could possibly be a DIQ by the end of your fourth month or even a NEW DIRECTOR...***NOW COULD YOU GET EXCITED?***

Queen's Court of Personal Sales

\$36,000 Retail (\$18,000 Wholesale)



**YOU
DID IT!**



**Map
Your
Success
Plan!**

**The
Right
Tools
get you
There!**



























**Consistency
Is the Key**

START

Queen's Court of Sharing!

"Bee-lieve" you can do it!

Color in the Bee when Recruit is Qualified with \$600 Wholesale Order (can be cumulative)

 #1 _____	 #9 _____	 #17 _____
 #2 _____	 #10 _____	 #18 _____
 #3 _____	 #11 _____	 #19 _____
 #4 _____	 #12 _____	 #20 _____
 #5 _____	 #13 _____	 #21 _____
 #6 _____	 #14 _____	 #22 _____
 #7 _____	 #15 _____	 #23 _____
 #8 _____	 #16 _____	 #24 _____

You're 1/2 way there

You Did It!

Formatted by Elizabeth Lamborn

Queen's Court of Sharing: 24 Seminar Qualified Recruits (\$600 + cumulative orders) July through June

